



# Exterior Covers

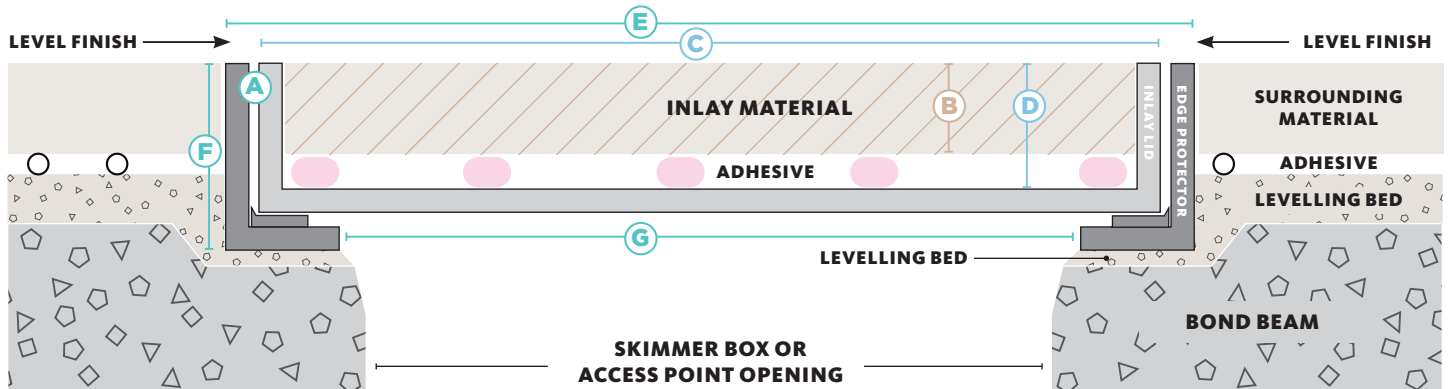
## SPECIFICATION DETAIL



## H I D E® Skimmer Lids

### 316 STAINLESS STEEL RANGE

#### CROSS SECTION VIEW OF COMPLETED SKIMMER LID INSTALL



HIDE KIT	MATERIAL THICKNESS	INLAY LID		EDGE PROTECTOR FRAME		
		SIZE	INTERNAL DEPTH	SIZE	EXTERNAL DEPTH	UNDERSIDE OPENING
<b>A</b>	<b>B</b>	<b>C</b>	<b>D</b>	<b>E</b>	<b>F</b>	<b>G</b>

#### 306mm Skimmer and Access Cover Kit

HSL306-10	8-12	300 sq.	12	306 sq.	23	280
HSL306-20	15-22		23		33	
HSL306-30	25-32		33		43	
HSL306-40	35-42		43		53	
HSL306-50	45-52		53		63	
HSL306-60	55-62		63		73	

#### 342mm Skimmer and Access Cover Kit

HSL342-10	8-12	336 sq.	12	342 sq.	23	303
HSL342-15	12-16		18		28	
HSL342-20	15-22		23		33	
HSL342-30	25-32		33		43	
HSL342-40	35-42		43		53	
HSL342-50	45-52		53		63	



#### 412mm Skimmer and Access Cover Kit

HSL412-10	8-12	406 sq.	12	412 sq.	23	356
HSL412-20	15-22		23		33	
HSL412-30	25-32		33		43	
HSL412-40	35-42		43		53	
HSL412-50	45-52		53		63	
HSL412-60	55-62		63		73	



# HIDE KIT SERIES

## SKIMMER LID



ELEGANT  
FINISH



HIGH  
GRADE



EASY  
INSTALL



20 YEAR  
WARRANTY



POOL  
SAFE

## HIDE SKIMMER LID KIT INCLUDES

### SAFETY KEY

A 316L marine grade stainless steel tool, to enable the installed HIDE cover to be safely and easily opened and closed.

### HEIGHT ADJUSTER

Used only when additional height is required. Provides 2mm extra height if inlay material is not thick enough to achieve a flush finish with the top of the Inlay Cover.

### INLAY LID

A 316L marine grade stainless steel tray which holds the inlay (landscape) materials you've chosen, for example, tile, paver, concrete or decking.

### EDGE PROTECTOR

A 316L marine grade stainless steel frame inserted into a recess within the landscaped area. It protects the coping/surrounds from chipping/breakage when the Inlay Cover is opened/closed.

### ADHESIVE AND DOCUMENTATION

A one-part adhesive specially developed for a long-term fitting of natural stone and porcelain tiles into the HIDE Inlay Series. Documents consist of comprehensive contractor installation instructions, homeowners warranty and manual.

## NO ACID OR CHEMICAL WASH

ACID and chemical washes will cause discolouration and/or rusting on the stainless steel HIDE components. Acid or chemical contact will void the HIDE warranty.

Please scan and read the Care & Maintenance document to better understand stainless steel care.



## CARE & MAINTENANCE



HEAD OFFICE  
26 Link Drive,  
Yatala, Qld, 4207  
Australia

P: 07 3807 2551  
M: 0427 270 560  
E: [admin@skimmerlids.com.au](mailto:admin@skimmerlids.com.au)  
W: [www.skimmerlids.com.au](http://www.skimmerlids.com.au)

[f](#) [p](#) [i](#) @hideskimmerlids

All HIDE Products are protected by International Patent Applications

CONTACT HIDE  
REPRESENTATIVE



PROUDLY MANUFACTURED BY:  
**SKIMMER LIDS**  
PTY LTD